

FFY 2021 Oregon SNAP-Ed School Programming Menu of Options

This Menu of Options is an internal resource for SNAP-Ed to assist in staying connected with students and partners remotely, sustaining and enriching relationships, and contributing to behavior change. It includes examples of how SNAP-Ed can support schools remotely and provides a list of Unit contacts who have experience with specific interventions. This central resource is intended to help Units select the programming options that best fit with their local school needs. Many of these options will also be useful for work with other community partners.

The examples for remote delivery could be used by educators/faculty, but also any other creative partnership such as working with classroom and PE teachers, librarians, and cafeteria staff.

All content aims to be in alignment with [Ready Schools, Safe Learners](#) state and local guidance.

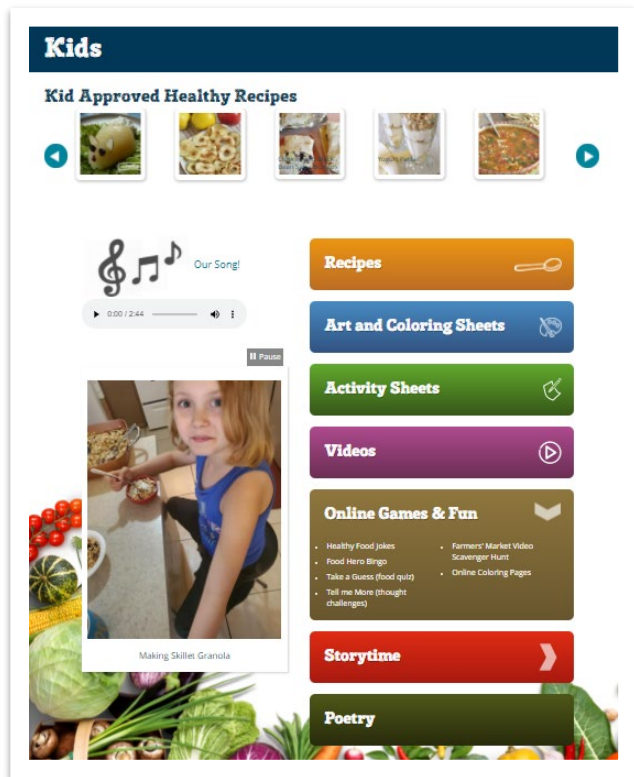
Indirect Activities

Indirect Activity: the distribution/display of approved information and resources, including any mass communications, and materials distribution, which involve no participant interaction with an instructor or interactive multimedia (note: when allowed, in-person 'community events' involve some participant interaction).

- **SNAP-Ed approved resources** (print materials, online games, videos, etc. See images and links below.)
 - For example, [FH Bulletin Board Toolkits](#) provided to schools to assemble. Order via [OSU Printing and Mailing](#).

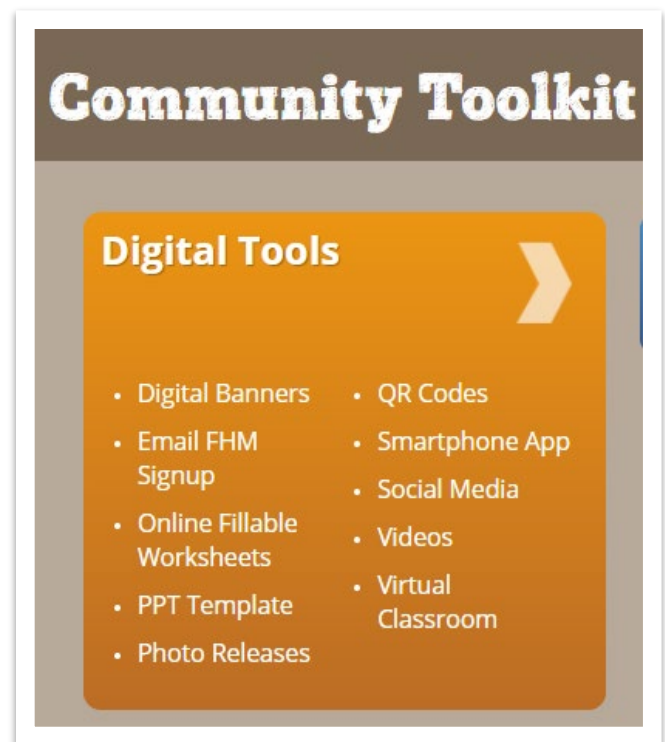
Food Hero periodically adds new content to their website to meet programming needs both virtually and in-person. The pages below may be particularly helpful when searching for new, virtual resources.

We would recommend visiting [Basecamp](#) often to check for new resources in addition to the Food Hero website. If you need to be added to Basecamp, email Rose Jepson-Sullivan.



Kids Digital and in-person kids activity options (e.g. videos, fillable activity sheets, online games, etc.)

Community Toolkit has a section specifically for Digital Tools!

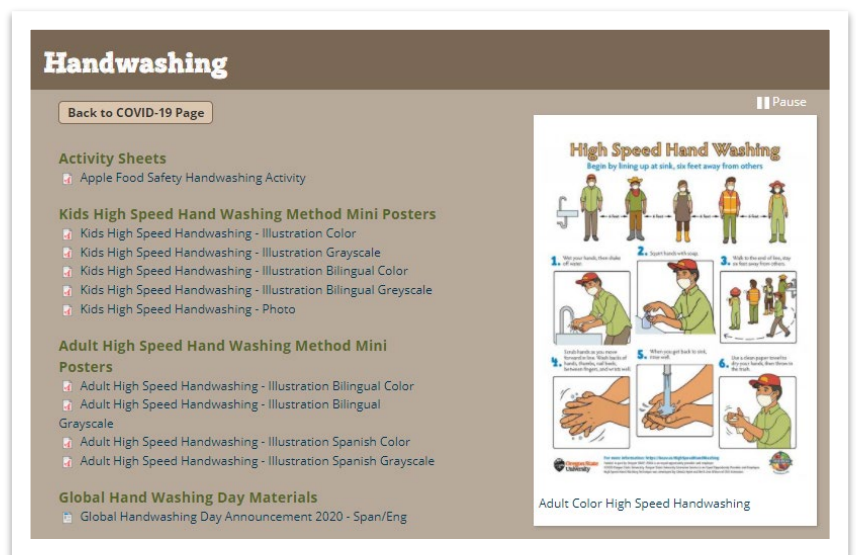


Gardening page includes garden activities, videos and educational resources!



BEPA2.0 includes physical activity videos and family take home sheets, as well as guidance for remote BEPA2.0 instruction.

Handwashing training and education resources!



Program Activities (Direct Education)

Program Activity (Direct Education): active engagement with educator(s) remotely or in-person using an evidence-based intervention and/or Food Hero.

- **Recorded lessons** Video lesson viewed by students during class instruction. Note that when videos are shown separate from class instruction they are considered Indirect Activities.
- **Remote live lessons** Sample lesson topics in table below.
- **Teacher-Led Lessons** Educators train and provide resources to teachers to provide stand-alone lessons with students.
- **Lesson Activity Toolkits** Provided to teacher for students to participate in a hands-on activity with SNAP-Ed educator teaching remotely.

*Like any Program Activity, you will need to collect demographics and # of participants to enter into PEARS (Remember, ODE demographics do not include sex, so you will need to collect that from the teachers.)

* If you create an approved curriculum or additional activity-based recorded lesson that is only shared within a closed group and is not publically accessible, this does not need to be reviewed by the state team.

* If your video is accessible outside the closed group, available on social media (e.g. YouTube is where the video resides and you provide a link for the teacher, or the partner shares the video on Facebook), or shared with another Unit, then please contact nepworkgrouphelp@lists.oregonstate.edu for review prior to sharing.

Sample Lesson Topics		
BEPA2.0 activities	SNAP-Ed Curricula	Storytime w/SNAP-Ed approved storybooks
Food Hero Recipe Demo or Event featuring other campaign materials to change behavior and/or build skills	ReThink Your Drink	High Speed Handwashing

Ideas for Sharing Programs with Schools

- **Interactive Virtual Classrooms** Package activity materials into interactive virtual classrooms using a Choice Board.
- **Individual Lesson Components** (e.g. videos, handouts, online games) shared with teachers.
- **Printed Activity Packets** Package and distribute to students (e.g. during grab-and-go lunch, as part of school activity packets).
- **School or District Social Media pages, Text Apps, School Newsletters** (e.g. Food Hero Monthly or Family Newsletter, Program Activities)

Ways to Enhance Remote Delivery

Fillable Worksheets: Send an email to Food.Hero@oregonstate.edu with the forms you would like to be fillable for a quick turn-around. Fillable worksheets will be stored for Food Hero at this link:

<https://www.foodhero.org/online-fillable-worksheets>

Fillable worksheets can be used a number of ways, for example:

- On Zoom, an educator can fill them in while sharing a screen with a group.
- A student can download the form from a Choice Board, and complete it on an electronic device.
- A teacher can assign them to students to support reading, writing and typing skills.

Flippity: FREE program at <https://www.flippity.net> to enhance remote delivery engagement online (works great as part of a Zoom class). Utilizes Google spreadsheets.

- **Tutorial:** [Remote Delivery Tips and Zoom Training Webinar \(begins at 50 minutes to 1:28 minutes\)](#)
- **Templates:** [Box File](#)

Zoom lessons:

- **Tutorial:** [Remote Delivery Tips and Zoom Training Webinar \(goes until 50 minutes\)](#)

Creating and Editing Videos

Note: If you create an approved curriculum or additional activity-based recorded lesson that is only shared within a closed group and is not publically accessible, this does not need to be reviewed by the state team.

If your video is accessible outside the closed group, available on social media (e.g. YouTube is where the video resides and you provide a link for the teacher, or the partner shares the video on Facebook), or shared with another Unit, then please contact networkgroup@lists.oregonstate.edu for review prior to sharing.

Extension Video and Multimedia Recommendations: Guidance and tools for creating and editing quality videos.

Food Hero Video and Production Guide: Tips for script, video and sound production and safety.

PowerPoint: Tool that can be used to develop pre-recorded video lessons.

- **Webinar:** [Designing with PowerPoint](#)
- **How-To:** [Record a video PowerPoint lesson](#). Great resource to share a template between Units or amongst educators to personalize with voice and images.
- **Examples:** [Food Hero: All About Potatoes](#), [Food Hero: All About Potatoes Version 2](#), [Food Hero: All About Pumpkins](#)

Choice Board Virtual Classrooms are a way to package a virtual experience in Google slides so a student can choose how and what they want to learn within a lesson or topic.

- **Guidance and examples:** <https://foodhero.org/virtual-classroom> and <https://www.foodhero.org/digital-choice-boards>
- **[Food Hero Choice Board Toolbox](#)**

Short link trackers Create your own short, customized link for students to access materials using [Beavs.es](#) or Bitly. Beavs.es may be used to track the number of “clicks” a linked resource receives. Food Hero has an account with both of these. Bitly provides more detailed analytics that can be combined across Units and statewide. Please contact Food Hero for assistance setting up a Bitly link.

Reporting and Evaluation

For reporting and evaluation instructions for remote direct education (series and single/stand-alone sessions) and asynchronous programming, see <https://nutrition.extension.oregonstate.edu/collection/program-evaluation>

If you are interested in using any version of the Kids Tasting Survey, What’s Cooking Survey or any other Food Hero survey please contact the Food Hero team to talk through a protocol and system and let them know your needs.

Directory

For questions about a specific resource, contact your SNAP-Ed colleagues listed below. If you want to be added to this list, email Carly Kristofik at carly.kristofik@oregonstate.edu.

BEPA2.0 (Remote Delivery): Kathy Gunter

Curricula Modification & Fidelity: Rose Jepson-Sullivan, Stephanie Russell

Family Newsletters: Carly Kristofik

Fillable PDFs: Submit requests to www.foodhero.org

Food Hero: Lauren Tobey, Stephanie Russell

Food Hero Evaluation: Lauren Tobey and Christine Mouzong

Food Hero Recipes: Carol Walsh

Food Hero Spanish Materials: Joyce Senior and Lauren Tobey

Google Classrooms and Choice Boards: Lauren Tobey

High Speed Handwashing: Glenda Hyde

PowerPoint Video Lessons: Shara Anslow and Jennifer Morris

Growing Healthy Kids Video Lessons: Rebecca Marson, Jennifer Morris and Diana Cardenas

Ordering Materials: Tammy Winfield

Evaluation and Reporting: Anne Hoisington

SNAP-Ed School PowerPoint: Shara Anslow

Zoom Support: Ellen Radcliffe